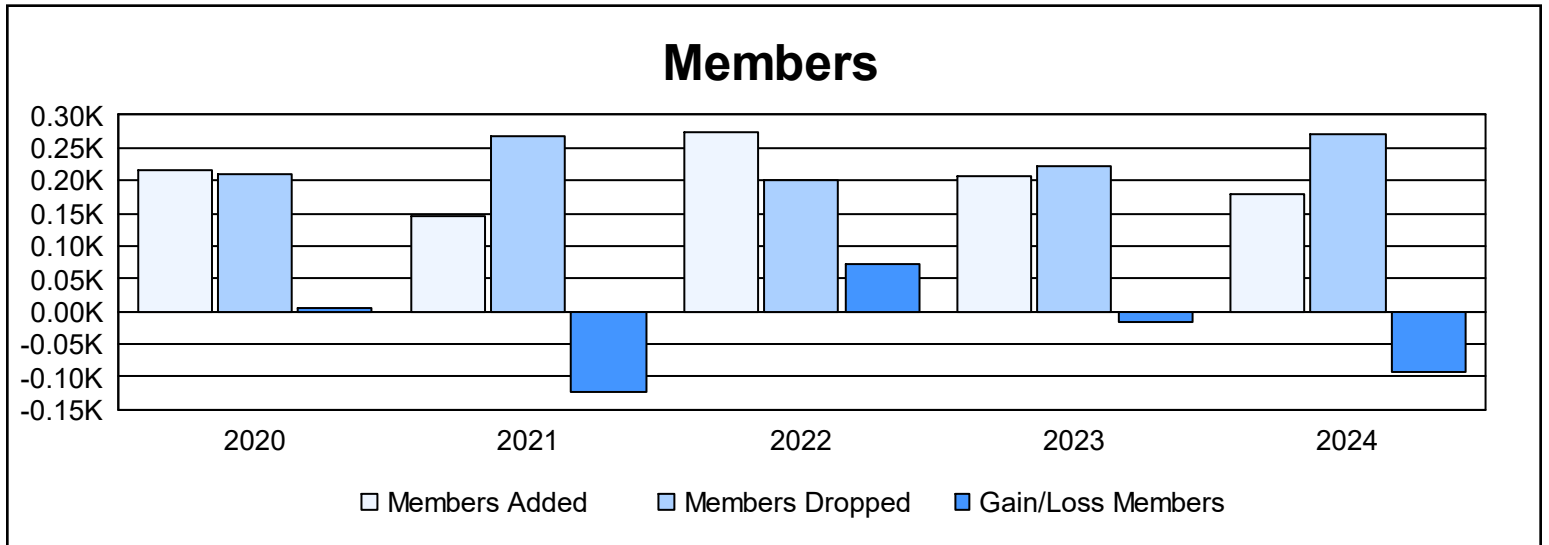
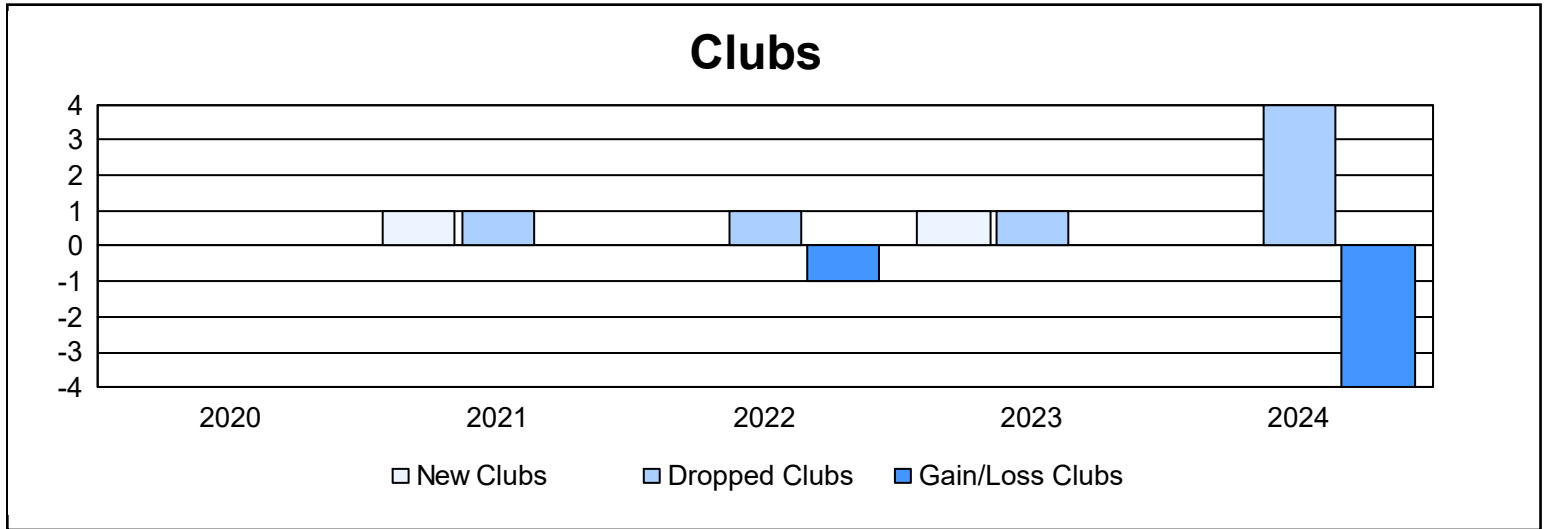
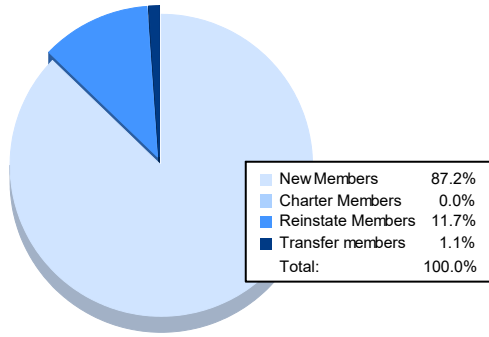


| Year | New Clubs | Dropped Clubs | Gain/ Loss Clubs | New Members | Charter Members | Reinstate Members | Transfer Members | Total Member Added | Total Members Dropped | Gain/ Loss Members |
|----------------|-----------|---------------|------------------|-------------|-----------------|-------------------|------------------|--------------------|-----------------------|--------------------|
| 2019-2020 | 0 | 0 | 0 | 196 | 0 | 12 | 7 | 215 | 210 | 5 |
| 2020-2021 | 1 | 1 | 0 | 107 | 28 | 7 | 3 | 145 | 268 | -123 |
| 2021-2022 | 0 | 1 | -1 | 240 | 3 | 13 | 17 | 273 | 202 | 71 |
| 2022-2023 | 1 | 1 | 0 | 167 | 33 | 4 | 2 | 206 | 221 | -15 |
| 2023-2024 | 0 | 4 | -4 | 156 | 0 | 21 | 2 | 179 | 271 | -92 |
| Average | 0 | 1 | -1 | 173 | 13 | 11 | 6 | 204 | 234 | -31 |



Membership Composition June 2024 Cumulative



Gender Composition June 2024 Cumulative

